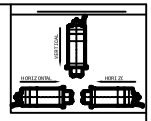

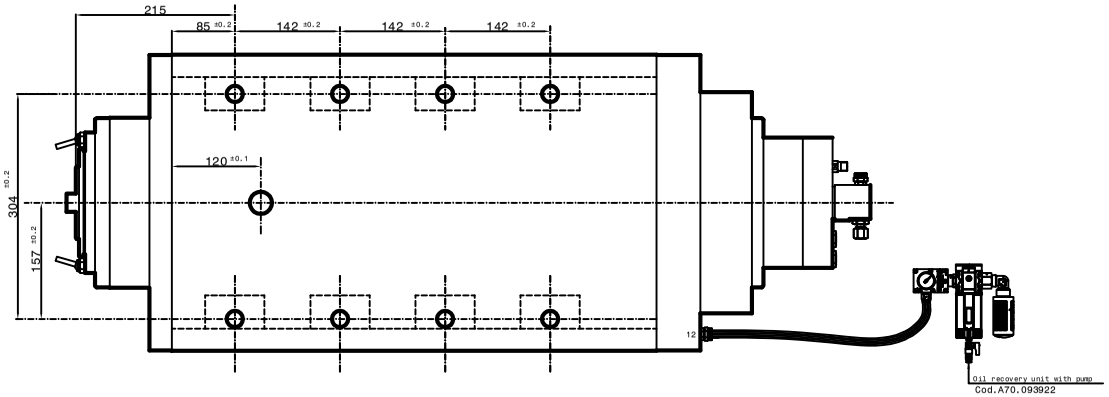

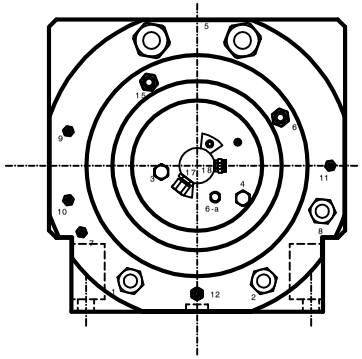

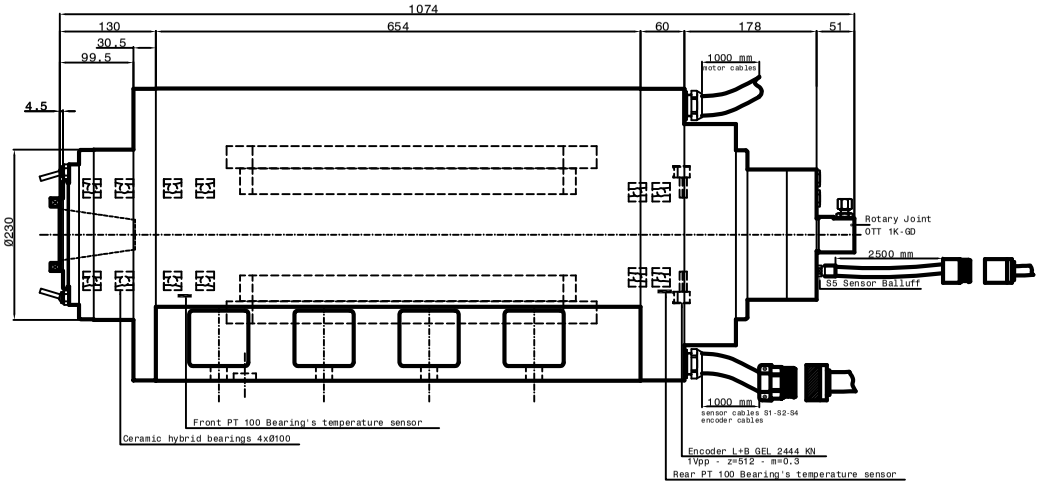

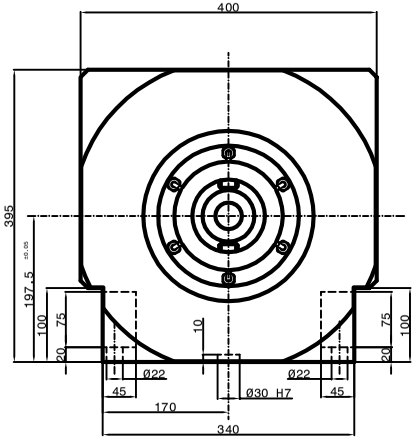

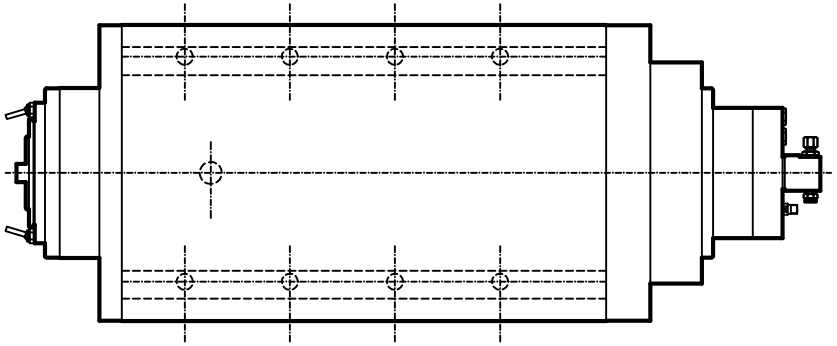

Air-Oil Bearings Lubrication
Mobil DTE LIght ISO VG 32
Cooling capacity = 4700 Watt

1-Coolant inlet (G1/2")(3÷4 bar)(10÷12 L/min.)
2-Coolant outlet (G1/2")
3-Hydraulic pressure unclamping
tool (min.50bar-max 90bar) (G3/8")
4-Hydraulic pressure clamping tool
return piston (min.20bar-max 60bar) (G3/8")
5-Motor elettric connection 3 Phases-Earth(1000mm)
5/a Phase V1-V3-V6 = Blue n°3 cables 4mm²-Ø6mm
Phase U1-U3-U6 = Brown n°3 cables 4mm²-Ø6mm
5/b Phase W1-W3-W6 = Black n°3 cables 4mm²-Ø6
Earth yellow-green n°2 cables 6mm²-Ø7
6-Outlet sensor's cables (S1-S2-S4)(L=1000mm)
S1 PNP = Toolholders clamped.
S2 PNP = Piston under pressure ready
to receive tools arbor.
The electrospindle can not turn.
S4 PNP = Toolholders not clamped
The electrospindle cannot turn.
-PT 100 Bearing's temperature sensor
6/a-Outlet return piston sensor (S5) L=2500mm
7-Front-side pressurization (1.5-2 bar)
filtred air continuos (5µ)(G1/8")
8-Tool cooling (G1/2") (20 bar)
9-Front bearings lubrication -1 (G1/8")
10-Front bearings lubrication -2 (G1/8")
11-Rear bearings lubrication (G1/8")
12-Unloading lubrication bearings (G1/4")
through oil recovery unit with pump
15-Outlet encoder's cables (Gel 2444 KN)
Motor thermal switch (N°1 PT 1000)
17-Tool's lubro refrigerant inlet by
rotary joint (G1/4") max 80 bar
-Inlet air arbor's cleaning (6 bar)
18-Rotary joint leackage outlet (G1/8")

15

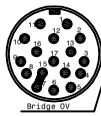

1 white A+
2 brown A-
3 grey Ref+
4 not connected
5 not connected
6 not connected
7 blue 0V
8 white-brown
thermal switch PT 1000
9 white-brown
thermal switch PT 1000
10 red +5V Dc
11 pink B+
12 black B-
13 yellow Ref-
14 not connected
15 not connected
16 green 5V sensor
17 schield

6

1 brown +24 V DC
2 blue 0 V DC
3 black S1 signal
4 black S2 signal
5 not connected
6 black S4 signal
7 rear PT 100
8 not connected
9 rear PT 100
10 front PT 100
11 not connected
12 front PT 100

6/a

1 + Brown
2 not connected
3 Black
4 - Blue

To be told durin our test

SPEED	RPM	500	600	1000	6400	7000
FREQUENCY	Hz	27	33	53	320	350
POWER (S1)	KW	24	30	30	30	28
TORQUE (S1)	Nm	467	467	275	46	38
TENSION (S1)	V	193	236	380	380	380
CURRENT (S1)	A	106	105	78	55	50
POWER (S6-40% 2 min.)	KW	30	37.5	37.5	37.5	35
TORQUE (S6-40% 2 min.)	Nm	613	613	348	55	47
TENSION (S6-40% 2 min.)	V	193	236	380	380	380
CURRENT (S6-40% 2 min.)	A	140	140	87	71	66

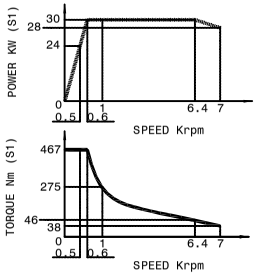

Asyncronus Motor:6 poles
Runout taper 0.002mm

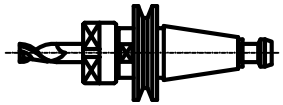

Tool holder ISO/BT 50

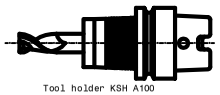

Tool holder KSH A100
DIN 69893

Peron Speed

SUBJECT:PSI ES-400
CUSTOMER:

Sheet:1/1 | DIS.N°5677-00-02 | DATE: