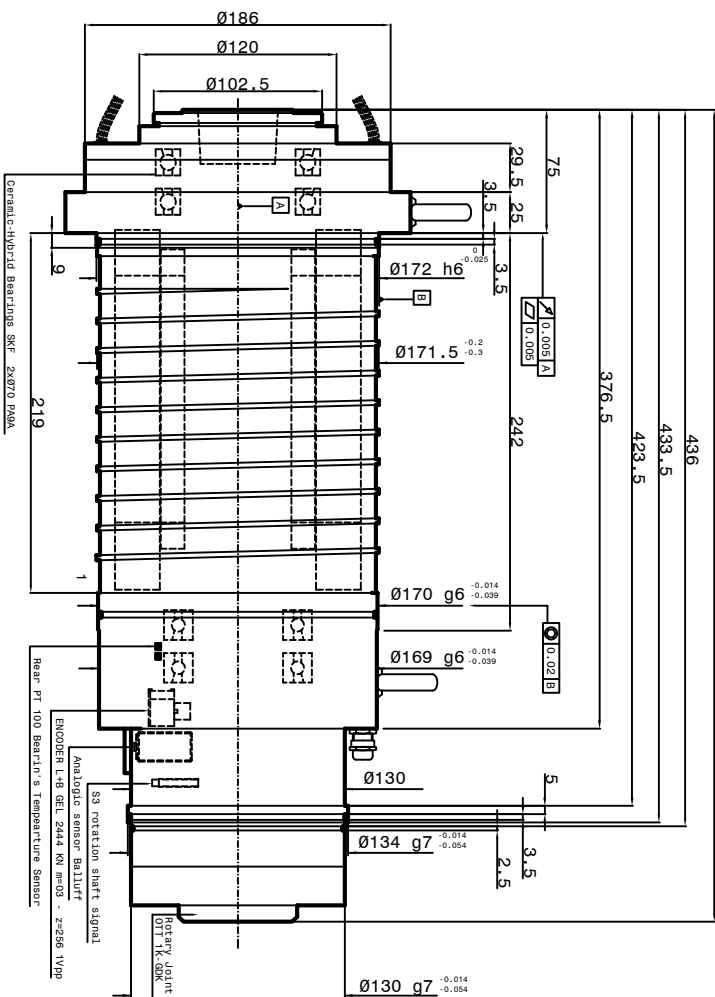
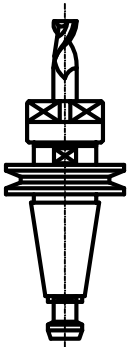


Tool holder HSK-A63
DIN 69893



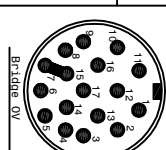
Tool holder ISO/BT 40



Cooling capacity=6200 Watt
Air-Oil Bearings Lubrication
Modul DYE Light ISO VG 32

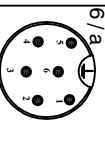
- 1-Coolant inlet (3-4 bar) (9-12 L/min.)
- 2-Coolant outlet Ø7
- 3-Hydraulic pressure unclamping Tool (min 80bar - max 90bar) (G1/8")
- 5-Electric connection (L=1000)
- 3- Phases motor Phases U n°2 cables Ø8 - 6mm2 Phases V n°2 cables Ø8 - 6mm2 Phases W n°2 cables Ø8 - 6mm2 PE Earth n°1 cable Ø8 - 5mm2
- 6-Outlet sensor's cables (S6) (L=400mm)
- S6 Analogic sensor Balluff
- 6/a-Outlet sensor S3 Rotation shaft signal (L=400mm) (1-1.5 bar) (Ø4)
- 7-Front side pressurization filtered (5µm)
- 8-Tool cooling water (Ø6) (20 bar)
- 8/a-Inlet minimal external refrigerant (Ø7) (20 bar)
- 8/b-Outlet minimal external refrigerant (G1/4")
- 9-Front bearings lubrication (G1/8") (Ø6/4)
- 11-Rear bearings lubrication (G1/8") (Ø6/4)
- 12-Unloading lubrication bearings (G1/4") through aspiration type Festo VAD 1/4
- 15-Outlet encoder's cables (N°1 PT 1000) - Motor thermal switch (N°1 PT 1000)
- 17-Tool's Lubro refrigerant Inlet by rotary (Ø0 bar) joint (G1/4)
- 18-Rotary joint Leakage outlet (G1/8")
- 19-Inlet air arbor's cleaning (Ø bar) (G1/8")
- PT 100 Bearing's Temperature sensor
- PTC 130 Motor Sensor

Connector M23-17P



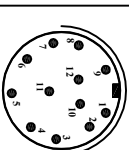
- 1 white A+
- 2 brown A+
- 3 grey M+
- 5 PTC 130
- 6 not connected
- 8 blue to red thermal switch PT 1000
- 9 white-red the 9 white-red thermal switch PT 1000
- 10 red +5V DC
- 11 pink B+
- 12 black B-
- 13 yellow Ref.
- 14 blue to red thermal switch
- 15 blue 0V
- 16 green 5V sensor
- 17 not connected

Connector M17-6+1P



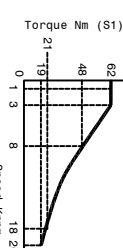
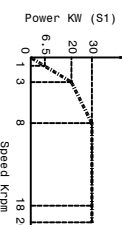
- 1 brown +24 V DC
- 2 blue 0 V DC
- 3 blue 0 V DC
- 4 black S3 signal
- 5 not connected
- 6 not connected

6



- 1 brown +24 V DC
- 2 blue 0 V DC
- 3 blue 0 V DC
- 4 not connected
- 5 red PT 100
- 6 red PT 100
- 7 white PT 100
- 8 blue to red thermal switch
- 9 not connected
- 10 not connected
- 11 not connected
- 12 not connected

SPEED	3000	3500	4000	4500	5000
MAXIMUM TORQUE	6.5	7.5	8.5	9.5	10.5
MAXIMUM POWER	11	12.5	14	15.5	17
MAXIMUM CURRENT	24	28	32	36	40
MAXIMUM SPEED	3000	3500	4000	4500	5000



Synchronous Motor: 6 poles
Runout taper: 0.002 mm
SUBJECT: PSI TCV-S-103
CUSTOMER:
DATE: 16/08/2022

