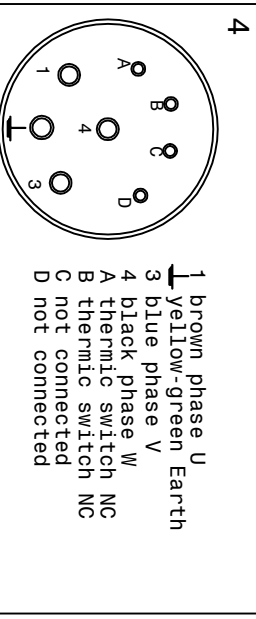
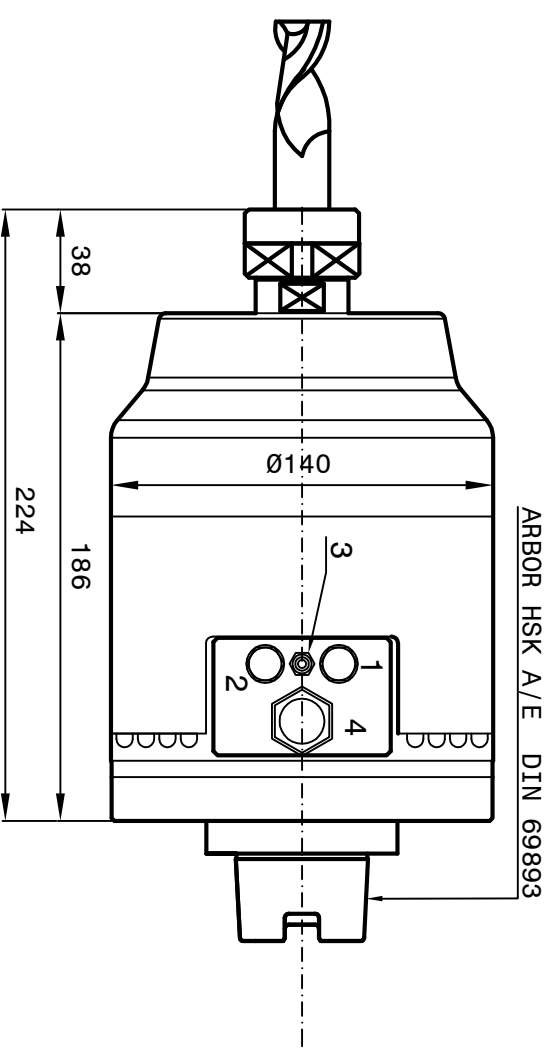
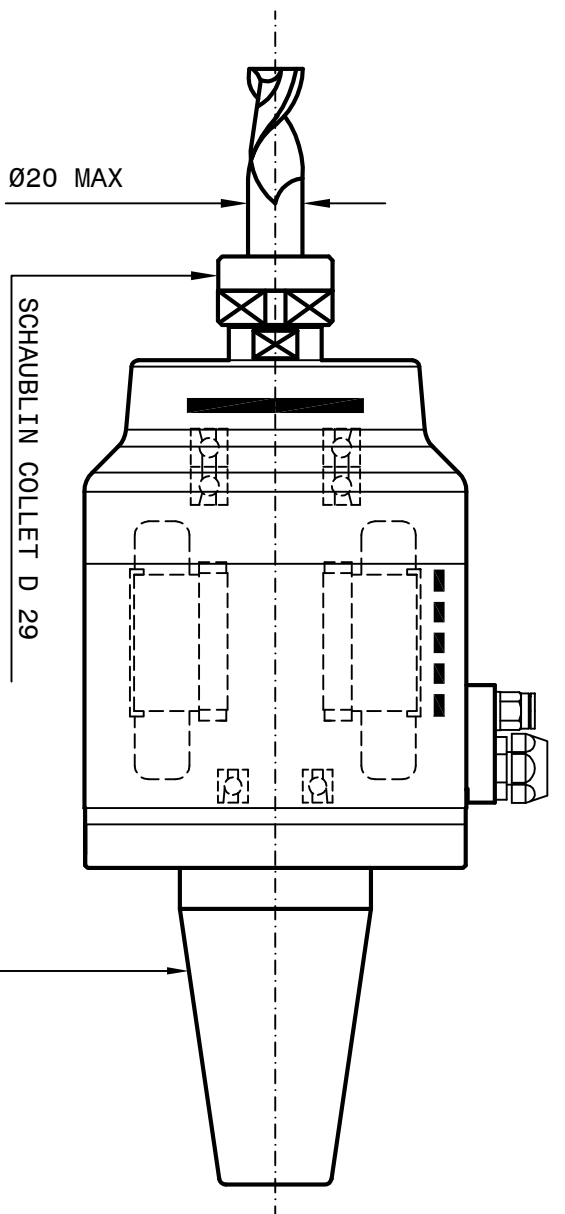


- 1-Coolant inlet (G1/8") (3+4 bar)
- 2-Coolant outlet (G1/8") (1-1.5 bar) (M6)
- 3-Front-side pressurization filtered (5µm)
- 4-Electric connection (L=300)
- 3 Phases motor - Earth
- Motor thermal switch (N°1 NC)

SPEED	RPM	3000	18000	24000
FREQUENCY	Hz	50	300	400
POWER (S1)	KW	1	3	3
TORQUE	Nm	3.2	1.6	1.2
TENSION	V	72	380	380
CURRENT	A	6.4	5.2	5.1



- 1 brown phase U
- 3 yellow-green Earth
- 4 blue phase V
- 2 black phase W
- A thermic switch
- B thermic switch
- C not connected
- D not connected

Runout arbor 0.002mm

Person Speed
INTERNATIONAL

SUBJECT: PSI A-3
CUSTOMER:

Sheet: 1/1 Dwg.n°: 808-00 DATE : 22/08/2022