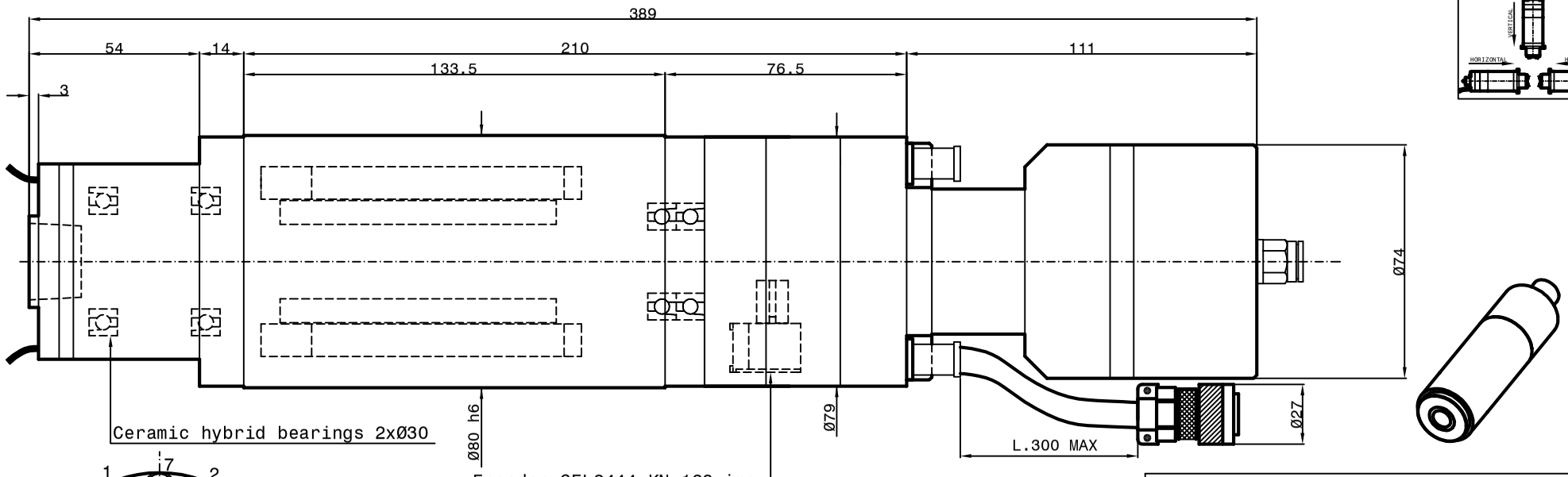


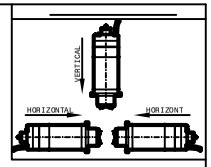


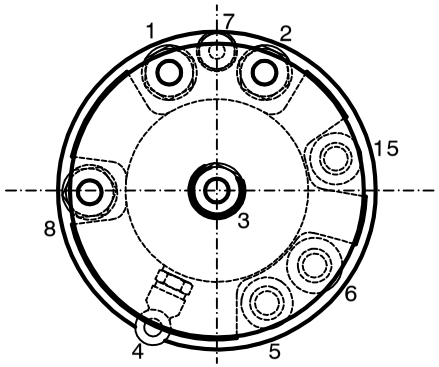


Grease Bearings Lubrication
Cooling capacity = 1350 Watt

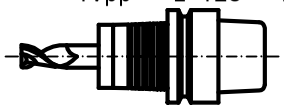

Tool Holder HSK E25/32
DIN 69893

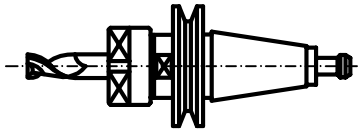

Tool holder ISO/BT 20

| SPEED | RPM | 6000 | 12000 | 24000 |
|---|---|---|---|---|
| FREQUENCY | Hz | 200 | 400 | 800 |
| POWER | Kw | 1.8 | 3.6 | 7.2 |
| TORQUE | Nm | 3 | 3 | 3 |
| TENSION | V | 111 | 207 | 400 |
| CURRENT | A | 11.4 | 11.4 | 11.4 |

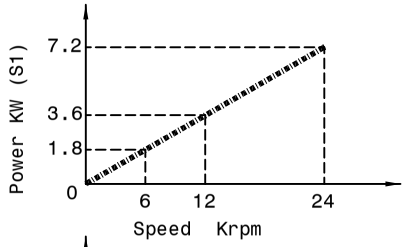


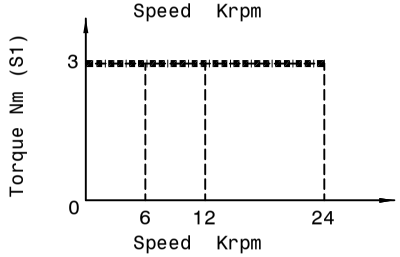


Choke= 0.3 mH/phase

Motor Synchronous: 4 poles  Runout taper 0.002mr

1 - Coolant inlet-G1/8"(3÷4 bar)(1 L/min.)
2 - Coolant outlet -G1/8"
3 - Inlet air unclamping tool 6 bar (G1/8")
The electrospindle cannot turn
4 - Inlet air arbor cleaning 6 bar (M5)
5 - Electric connection (L=300mm)
3 Phase motor + Earth
6 - Outlet cables sensor (S1-S2-S4)(L=300mm)
S1 = Tool's arbor calmped
S2 = Piston under pressure ready to receving tool's arbor
The electrospindle cannot turn
S4 = Tool's arbor not clamped
The electrospindle cannot turn.
7 - Front-side pressurization air filtred (5μ) (1-1.5 bar) (M5)
8 - Tool cooling (G1/8)(10bar)
15 - Outlet encoder's cables (Gel 2442 KN)(L=300mm)
Motor thermal switch (N°1 PT 1000)

15

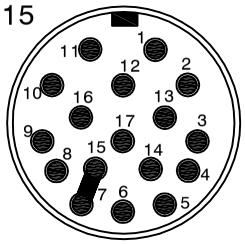

1 white A+
2 brown A-
3 grey Ref+
4 not connected
5 not connected
6 not connected
7 blue 0V
8 white-red thermal switch PT 1000
9 white-red thermal switch PT 1000
10 red +5V Dc
11 pink B+
12 black B-
13 yellow Ref-
14 not connected
15 blue 0V
16 green 5V sensor
17 not connected
screen on carcass

Bridge 0V

6

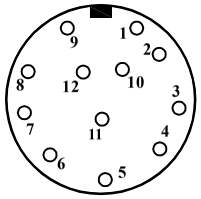

1 brown +24 V DC
2 blue 0 V DC
3 black S1 signal
4 black S2 signal
5 not connected
6 black S4 signal
7 not connected
8 not connected
9 not connected
10 not connected
11 not connected
12 not connected

5

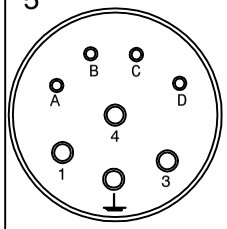

1 brown phase U
⏚ yellow-green Earth
3 blue phase V
4 black phase W
A not connected
B not connected
C not connected
D not connected

Peron Speed INTERNATIONAL

SUBJECT:PSI TCV-102
CUSTOMER:

Sheet:1/1 | DIS.N°2950-00-02 | DATE : 12/08/2022